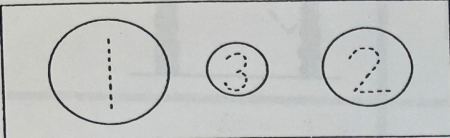





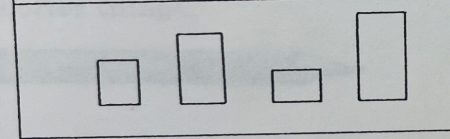



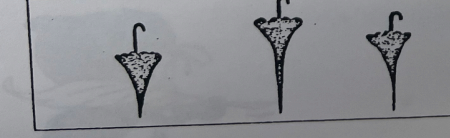



Lesson 1:

- Students will compare each of these objects on the worksheet, labelling the largest with a 1, the medium sized 2 and the smallest with a 3. (Extension: have them oppositely label them, being 1 for the smallest and 3 for the largest)
- I will also create a word wall to help aid students with the vocabulary for the next lessons.

WORKSHEET 1
ORDERING BY SIZE
NUMBERING FROM LARGEST TO SMALLEST

3

Lesson 2:

- Students will do a classroom scavenger hunt to find different items to compare with their focus item decided before the activity.

Direct Comparisons
Lesson 2 B & C

Object:

Longer	Same
1.	1.
2.	2.
3.	3.
4.	4.
5.	5.
6.	6.

Shorter

| 1. |
| 2. |
| 3. |
| 4. |
| 5. |
| 6. |

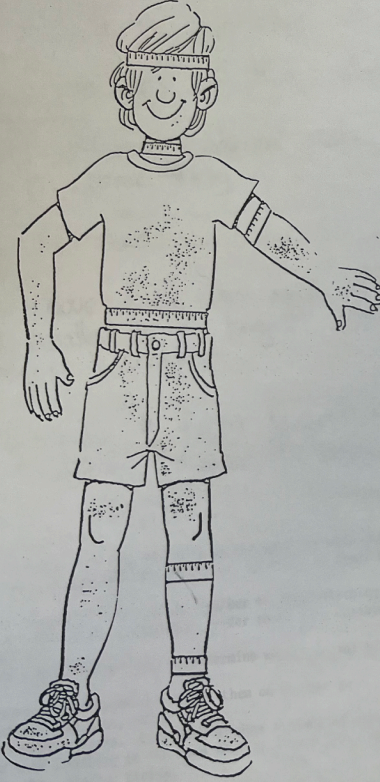
Lesson 3:

- I will have students use one of the three string sizes. When they decide what size string to use, they will mark down (Long-Medium-Short) under what body part. To show that they understand, they will write below “Ex: I used the Long string because my arm is Longer”. As well have different colours to represent each size.

NAME _____

around my head around my neck around my arm around my waist around my leg around my ankle

Using string measure your body parts

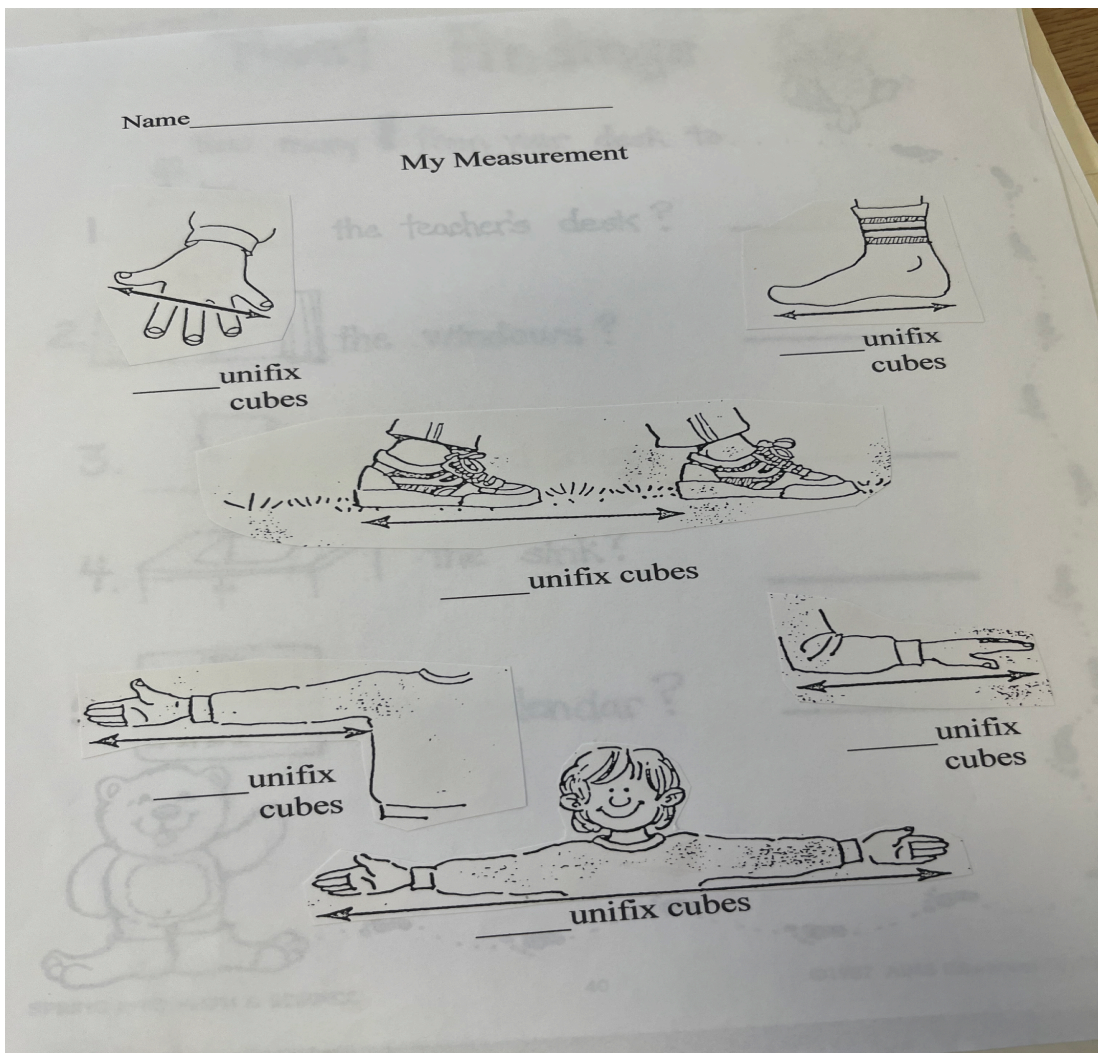


Which is the longest string? _____

Which is the shortest string? _____

Lesson 4:


- For this worksheet, students will use the unifix cubes first, and if they finish early, they will use paperclips as an extension.




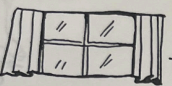
- This worksheet will not be given to students, but will be an extension activity for the whole class to do together at the end of lesson 4 (Non-standard units of measurement).

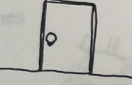
Name: _____


Feet Findings


How many  from your desk to...


1.  the teacher's desk? _____

2.  the windows? _____

3.  the front door? _____

4.  the sink? _____

5.  the calendar? _____



SPRING INTO MATH & SCIENCE

40

©1987 AIMS Education Foundation